



# LUXEON TX

Extreme efficacy and best performance with compatibility to LUXEON T

LUXEON TX is designed to deliver high efficacy with high flux density to enable tight beam control in directional and high lumen applications. With *Freedom from Binning* and leading performance, LUXEON TX LEDs are specified, targeted and tested hot, at real world operating temperatures — 85°C to ensure in application performance allow system optimization by blending the perfect combination of high efficacy and low system cost, while tight correlated color temperature, ensures consistency in system color point.



## FEATURES AND BENEFITS

Maximum drive current of 1.2A

High lumen package and compact source size for design flexibility and reduced LED count

3-step MacAdam ellipse color definition: *Freedom of Binning* for color consistency

*Freedom from Binning* with 3- and 5-step MacAdam ellipse

Exceeds ENERGY STAR® lumen maintenance requirements

70, 80 and 85CRI minimum and full CCT range available

## PRIMARY APPLICATIONS

Downlights

High Bay & Low Bay

Indoor Area Lighting

Lamps

Outdoor

# Table of Contents

General Information .....	2
Product Nomenclature .....	2
Average Lumen Maintenance Characteristics .....	2
Environmental Compliance .....	2
Product Selection .....	3
Optical Characteristics .....	4
Electrical Characteristics .....	5
Absolute Maximum Ratings .....	5
Mechanical Dimensions .....	7
Solder Pad Design .....	8
Typical Relative Spectral Distribution vs. Wavelength Characteristics .....	9
Typical Relative Light Output .....	11
Typical Forward Current Characteristics .....	12
Emitter Pocket Tape Packaging .....	13
Emitter Reel Packaging .....	14
Product Binning and Labeling .....	15
LUXEON TX 3-step and 5-step MacAdam Ellipse Color Definition .....	17

# General Information

## Product Nomenclature

LUXEON TX emitters are specified and binned “hot” under conditions comparable to those found in “real-world” lighting products. The test conditions for LUXEON TX are 700mA DC with junction temperature at 85°C.

The base part number designation is explained as follows:

L 1 T 2 – x x y y s 0 0 0 0 z z z 0

Where:

- xx — designates nominal ANSI CCT (27 for 2700K, 30 for 3000K)
- yy — designates minimum CRI performance (70 for 70 CRI, 80 for 80 CRI)
- s — designates SDCM (0 for full distribution, 3 for 3-step SDCM, 5 for 5-step SDCM)
- zzz — designates minimum flux level at standard binning current and temperature (210 for 210 lm, etc.)

Therefore, 80 CRI 3-step SDCM products tested and binned at 3000K with a 210 lm minimum flux at binning current and temperature will have the part numbering scheme:

L 1 T 2 – 3 0 8 0 3 0 0 0 0 2 1 0 0

The base part numbers referred to in this document in the following format indicate full flux and color distribution:

L 1 T 2 – x x y y 0 0 0 0 0 0 0 0

## Average Lumen Maintenance Characteristics

LUXEON TX products are tested in compliance with LM-80. Please visit the LM-80 documentation site at [www.lumileds.com](http://www.lumileds.com) or contact your local Lumileds Technical Solutions Manager for TM-21 extrapolations or other support.

## Environmental Compliance

Lumileds is committed to providing environmentally friendly products to the solid-state lighting market. LUXEON TX complies with the European Union directives on the restriction of hazardous substances in electronic equipment, namely the RoHS and REACH directives. Lumileds will not intentionally add the following restricted material to the LUXEON TX: lead, mercury, cadmium, hexavalent chromium, polybrominated biphenyls (PBB) or polybrominated diphenyl ethers (PBDE).

# Product Selection

## Product Selection Guide for LUXEON TX Emitters, Junction Temperature = 85°C

Table 1.

Typical Performance Characteristics												
Base Part Number	Nominal ANSI CCT	Min CRI	Min Luminous Flux (lm)	Typical Luminous Flux (lm)			Typical Forward Voltage (V)			Typical Efficacy (lm/W)		
		700mA	700mA	350mA	700mA	1000mA	350mA	700mA	1000mA	350mA	700mA	1000mA
L1T2-3070000000000	3000K	70	230	135	245	327	2.71	2.80	2.86	142	125	114
L1T2-4070000000000	4000K	70	250	147	269	360	2.71	2.80	2.86	155	137	126
L1T2-5070000000000	5000K	70	260	151	275	369	2.71	2.80	2.86	159	140	129
L1T2-5770000000000	5700K	70	260	151	275	369	2.71	2.80	2.86	159	140	129
L1T2-6570000000000	6500K	70	260	151	275	369	2.71	2.80	2.86	159	140	129
L1T2-2780000000000	2700K	80	200	118	216	289	2.71	2.80	2.86	124	110	101
L1T2-3080000000000	3000K	80	210	124	227	304	2.71	2.80	2.86	131	116	106
L1T2-3580000000000	3500K	80	220	130	238	319	2.71	2.80	2.86	137	121	112
L1T2-4080000000000	4000K	80	230	136	247	332	2.71	2.80	2.86	143	126	116
L1T2-5080000000000	5000K	80	230	136	247	332	2.71	2.80	2.86	143	126	116
L1T2-2785000000000	2700K	85	170	102	186	249	2.71	2.80	2.86	108	95	87
L1T2-3085000000000	3000K	85	180	108	197	264	2.71	2.80	2.86	114	101	92
L1T2-3585000000000	3500K	85	190	114	208	279	2.71	2.80	2.86	120	106	98
L1T2-4085000000000	4000K	85	200	120	217	292	2.71	2.80	2.86	127	111	102
L1T2-5085000000000	5000K	85	200	120	217	292	2.71	2.80	2.86	127	111	102
L1T2-2790000000000	2700K	90	160	96	175	234	2.71	2.80	2.86	101	89	82
L1T2-3090000000000	3000K	90	170	103	188	252	2.71	2.80	2.86	109	96	88

Notes for Table 1:

1. Lumileds maintains a tolerance of ±6.5% on luminous flux and ±2 on CRI measurements.

# Optical Characteristics

LUXEON TX at 700mA, Junction Temperature = 85°C

Table 2.

Base Part Number	Nominal ANSI CCT	Color Temperature CCT	Typical Total Included Angle <sup>[2]</sup> (degrees) $\theta_{0.90V}$	Typical Viewing Angle <sup>[3]</sup> (degrees) $2\theta_{1/2}$
		Typical		
L1T2-2780000000000 L1T2-2785000000000 L1T2-2790000000000	2700K	2725K	160	120
L1T2-3070000000000 L1T2-3080000000000 L1T2-3085000000000 L1T2-3090000000000	3000K	3045K	160	120
L1T2-3580000000000 L1T2-3585000000000	3500K	3465K	160	120
L1T2-4070000000000 L1T2-4080000000000 L1T2-4085000000000	4000K	3985K	160	120
L1T2-5070000000000 L1T2-5080000000000 L1T2-5085000000000	5000K	5028K	160	120
L1T2-5770000000000	5700K	5665K	160	120
L1T2-6570000000000	6500K	6530K	160	120

Notes for Table 2:

1. Test current is 700mA D.C. for all L1T2-xyy000000000 emitters.
2. Total angle at which 90% of total luminous flux is captured.
3. Viewing angle is the off axis angle from lamp centerline where the luminous intensity is 1/2 of the peak value.

# Electrical Characteristics

## Electrical Characteristics at 700mA for LUXEON TX Junction Temperature = 85°C

Table 3.

Nominal ANSI CCT	Base Part Number	Forward Voltage $V_f$ <sup>[1]</sup> (V)		Typical Temperature Coefficient of Forward Voltage <sup>[2]</sup> (mV/°C) $\Delta V_f / \Delta T_j$	Typical Thermal Resistance Junction to Thermal Pad (°C/W) $R\theta_{J-C}$
		Minimum	Maximum		
2700K	L1T2-2780000000000 L1T2-2785000000000 L1T2-2790000000000	2.5	3.0	-1.6	3
3000K	L1T2-3070000000000 L1T2-3080000000000 L1T2-3085000000000 L1T2-3090000000000	2.5	3.0	-1.6	3
3500K	L1T2-3580000000000 L1T2-3585000000000	2.5	3.0	-1.6	3
4000K	L1T2-4070000000000 L1T2-4080000000000 L1T2-4085000000000	2.5	3.0	-1.6	3
5000K	L1T2-5070000000000 L1T2-5080000000000 L1T2-5085000000000	2.5	3.0	-1.6	3
5700K	L1T2-5770000000000	2.5	3.0	-1.6	3
6500K	L1T2-6570000000000	2.5	3.0	-1.6	3

Notes for Table 3:

1. Lumileds maintains a tolerance of  $\pm 0.06V$  on forward voltage measurements.
2. Measured between  $T_j = 25^\circ C$  and  $T_j = 110^\circ C$  at  $I_f = 700mA$ .

## Absolute Maximum Ratings

Table 4.

Parameter	LUXEON TX		
DC Forward Current <sup>[1][2]</sup>	1050mA	1200mA	1500mA
Peak Pulsed Forward Current <sup>[1][3]</sup>	1200mA	1350mA	1650mA
LED Junction Temperature <sup>[1]</sup>	150°C	135°C	85°C
ESD Sensitivity	< 8000V Human Body Model (HBM) Class 3A per JEDEC JS-001-2012		
Operating Case Temperature at 700mA	-40°C - 135°C		
Storage Temperature	-40°C - 135°C		
Soldering Temperature	JEDEC 020c 260°C		
Allowable Reflow Cycles	3		
Reverse Voltage (Vr) <sup>[4][5]</sup>	LUXEON TX LEDs are not designed to be driven in reverse bias		

Notes for Table 4:

1. Proper current derating must be observed to maintain junction temperature below the maximum. For additional information on thermal measurement guidelines please refer to Application Brief AB106.
2. Residual periodic variations due to power conversion from alternating current (AC) to direct current (DC), also called "ripple", with frequencies  $\geq 100$  Hz and amplitude  $\leq 150mA$  are acceptable, assuming the average current throughout each cycle does not exceed the maximum allowable DC Forward Current at the corresponding maximum junction temperature.
3. Pulsed operation with a peak drive current equal to the stated Peak Pulsed Forward Current is acceptable if the pulse on-time is  $\leq 5$  ms per cycle and the duty cycle is  $\leq 50\%$ .
4. Transient reverse voltages and surge currents due to electrical switching or supply interruptions are acceptable if these events do not last for more than 10ms, the amplitude of the reverse voltage does not exceed 5V and the reverse current is less than 200 $\mu A$ .
5. Max 5V reverse for up to 10s is an acceptable beginning of life, one time test condition.

JEDEC Moisture Sensitivity

Table 5.

Level	Floor Life		Soak Requirements Standard	
	Time	Conditions	Time	Conditions
1	unlimited	$\leq 30^{\circ}\text{C} / 85\% \text{ RH}$	168h + 5 / - 0	$85^{\circ}\text{C} / 85\% \text{ RH}$

Reflow Soldering Characteristics

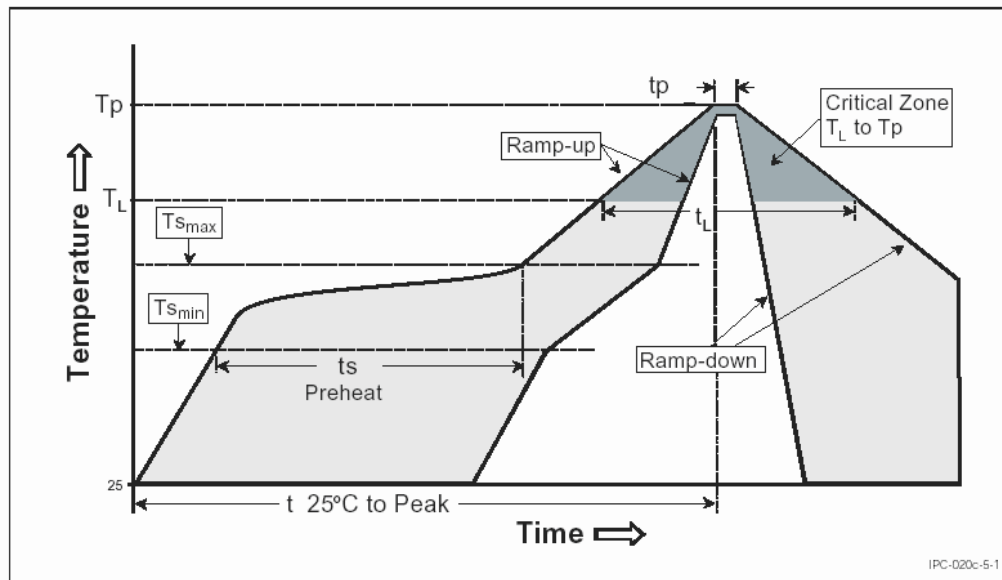


Figure 1. Temperature profile for Table 6.

Table 6.

Profile Feature	Lead Free Assembly
Average Ramp-Up Rate ( $T_{s_{max}}$ to $T_p$ )	$3^{\circ}\text{C} / \text{second max}$
Preheat Temperature Min ( $T_{s_{min}}$ )	$150^{\circ}\text{C}$
Preheat Temperature Max ( $T_{s_{max}}$ )	$200^{\circ}\text{C}$
Preheat Time ( $t_{s_{min}}$ to $t_{s_{max}}$ )	60 - 180 seconds
Liquidus Temperature ( $T_L$ )	$217^{\circ}\text{C}$
Time Maintained Above Time ( $t_L$ )	60 - 150 seconds
Peak / Classification Temperature ( $T_p$ )	$260^{\circ}\text{C}$
Time Within $5^{\circ}\text{C}$ of Actual Peak Temperature ( $t_p$ )	20 - 40 seconds
Ramp-Down Rate	$6^{\circ}\text{C} / \text{second max}$
Time $25^{\circ}\text{C}$ to Peak Temperature	8 minutes max

# Mechanical Dimensions

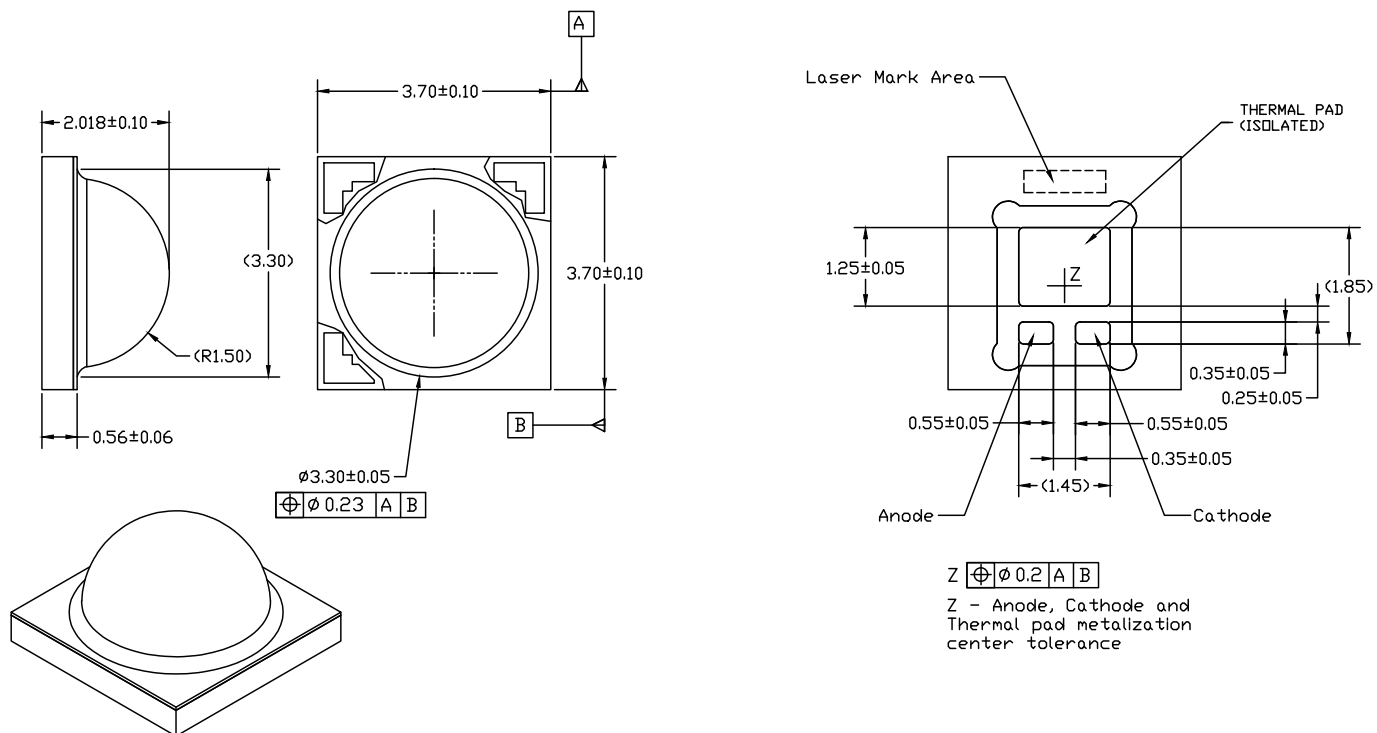


Figure 2.

## Notes for Figure 2:

1. Do not handle the device by the lens. Excessive force on the lens may damage the lens itself or the interior of the device.
2. Drawings not to scale.
3. All dimensions are in millimeters.
4. The thermal pad is electrically isolated from the anode and cathode contact pads.



# Solder Pad Design

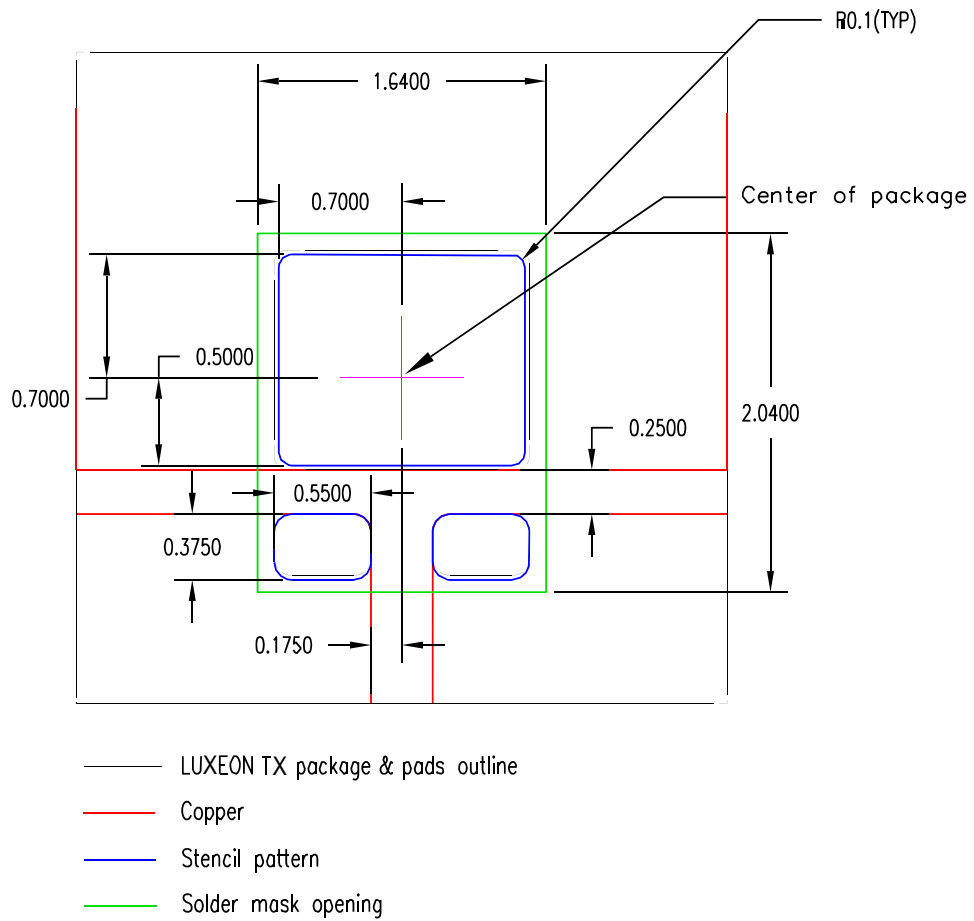


Figure 3. Solder pad layout.

## Notes for Figure 3:

1. All dimensions are in millimeters.
2. The figure shows the recommended LUXEON TX layout on Printed Circuit Board (PCB).
3. For more information on assembly and layout, please refer to Application Brief 106 (AB106).
4. The .dwg files are available at [www.lumileds.com](http://www.lumileds.com).

# Typical Relative Spectral Distribution vs. Wavelength Characteristics

L1T2-xx700000000000 (70 CRI, White) at Test Current,  
Junction Temperature = 85°C

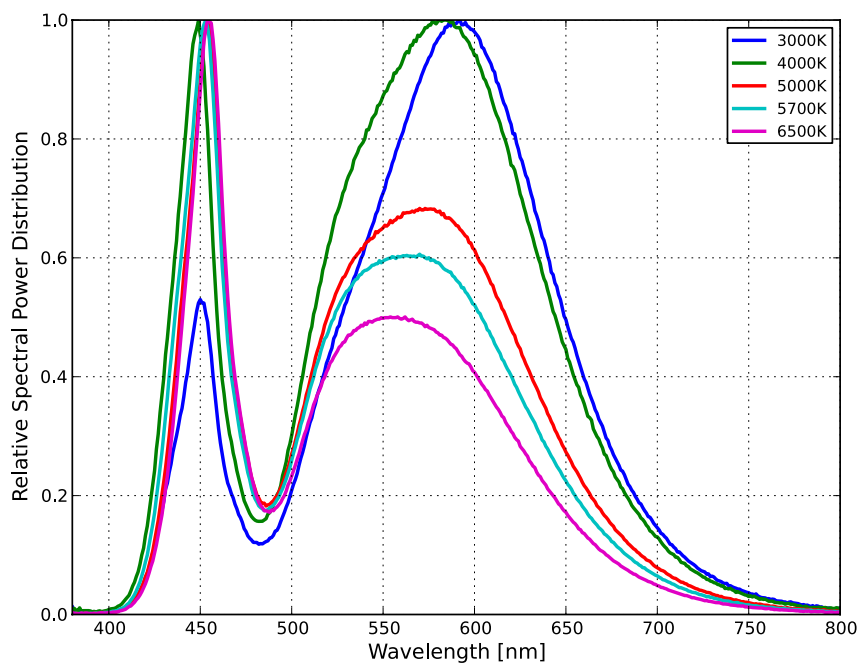


Figure 4. Color Spectrum of L1T2-xx700000000000.

L1T2-xx800000000000 (80 CRI, White) at Test Current,  
Junction Temperature = 85°C

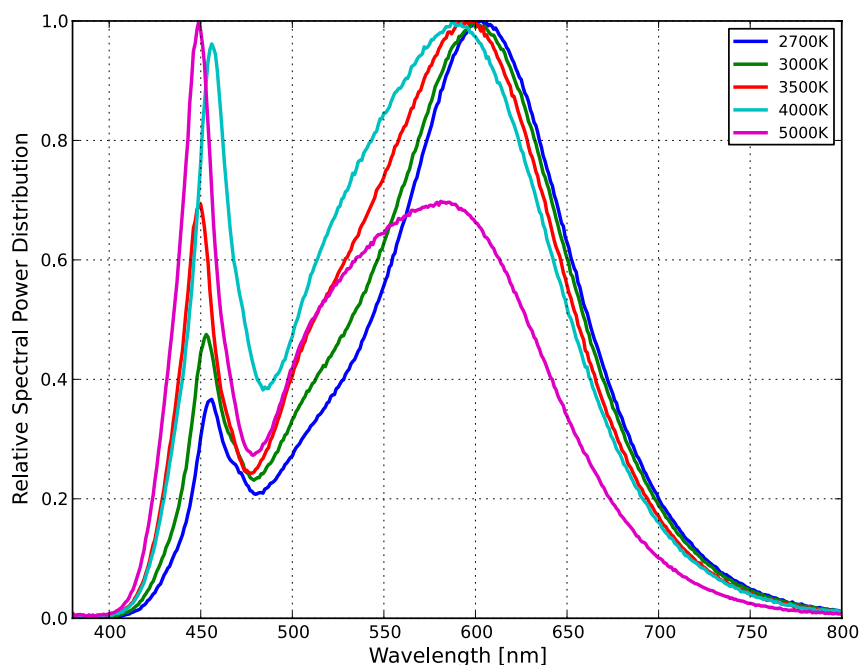


Figure 5. Color Spectrum of L1T2-xx800000000000.

# Typical Relative Spectral Distribution vs. Wavelength Characteristics, Continued

L1T2-xx900000000000 (90 CRI, White) at Test Current, Junction Temperature = 85°C

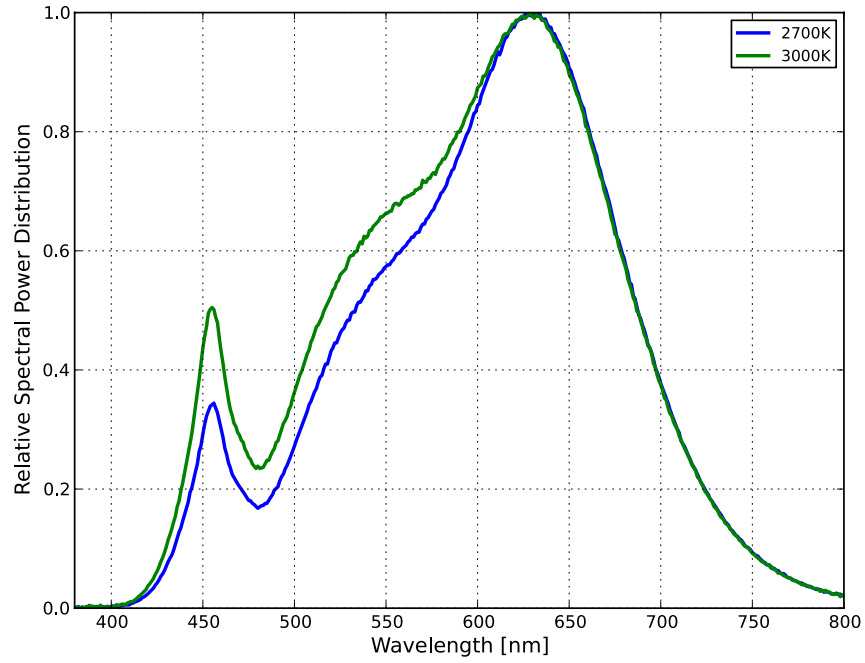


Figure 6. Color Spectrum of L1T2-xx900000000000.

# Typical Relative Light Output

Typical Relative Light Output vs. Junction Temperature for L1T2-xyyy000000000 (White), Test Current = 700mA

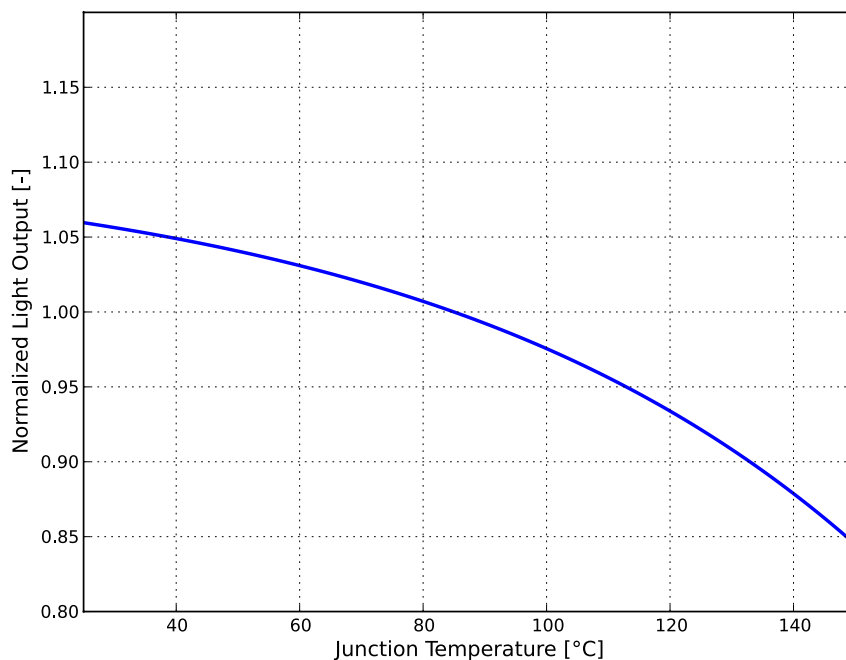


Figure 7. Typical relative light output vs. junction temperature, L1T2-xyyy000000000.

Typical Relative Light Output vs. Forward Current for L1T2-xyyy000000000 (White), Junction Temperature = 85°C

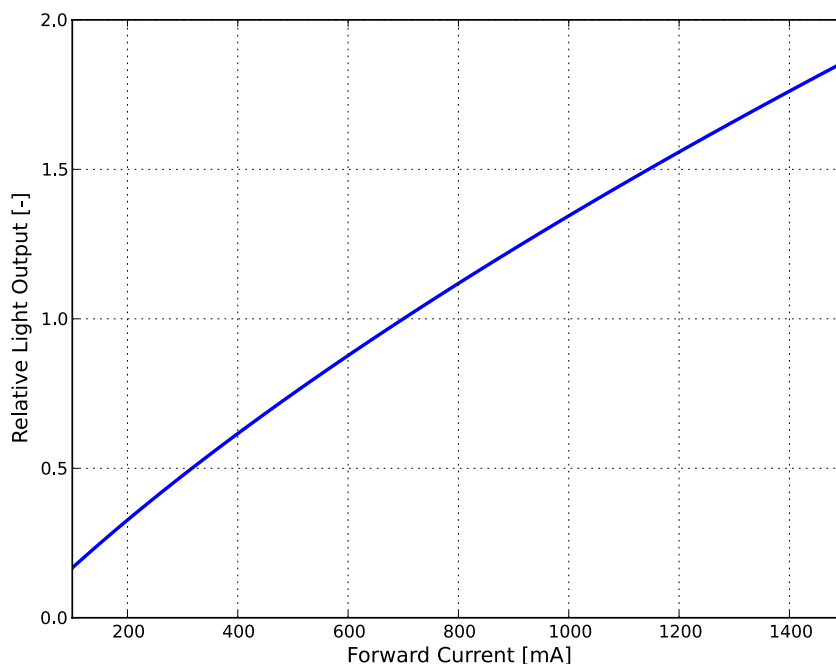


Figure 8. Typical relative luminous flux vs. forward current, L1T2-xyyy000000000.

# Typical Forward Current Characteristics

Forward Current vs. Forward Voltage for L1T2-xyyy000000000 (White)  
Junction Temperature = 85°C

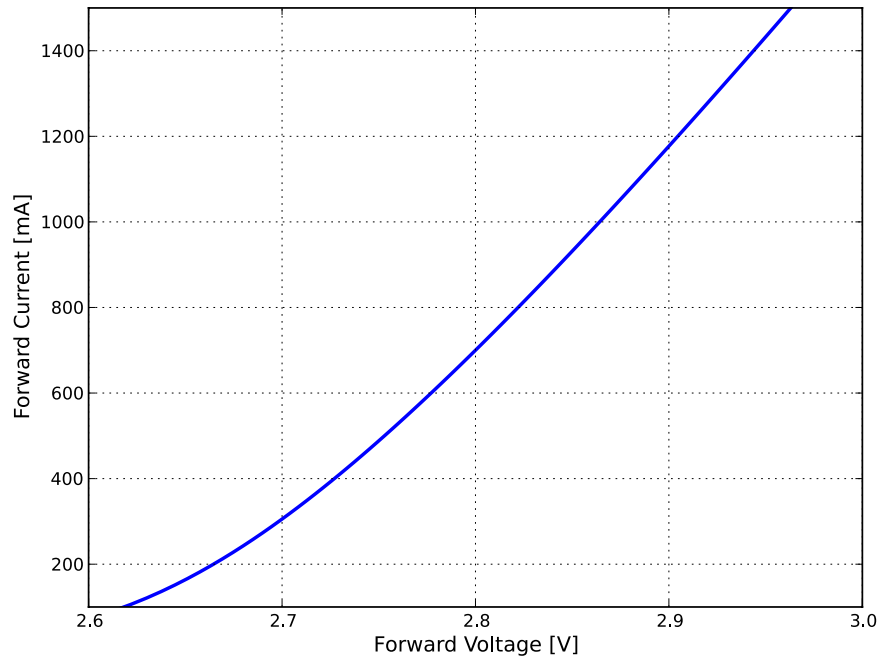


Figure 9. Typical forward current vs. forward voltage, L1T2-xyyy000000000.

# Emitter Pocket Tape Packaging

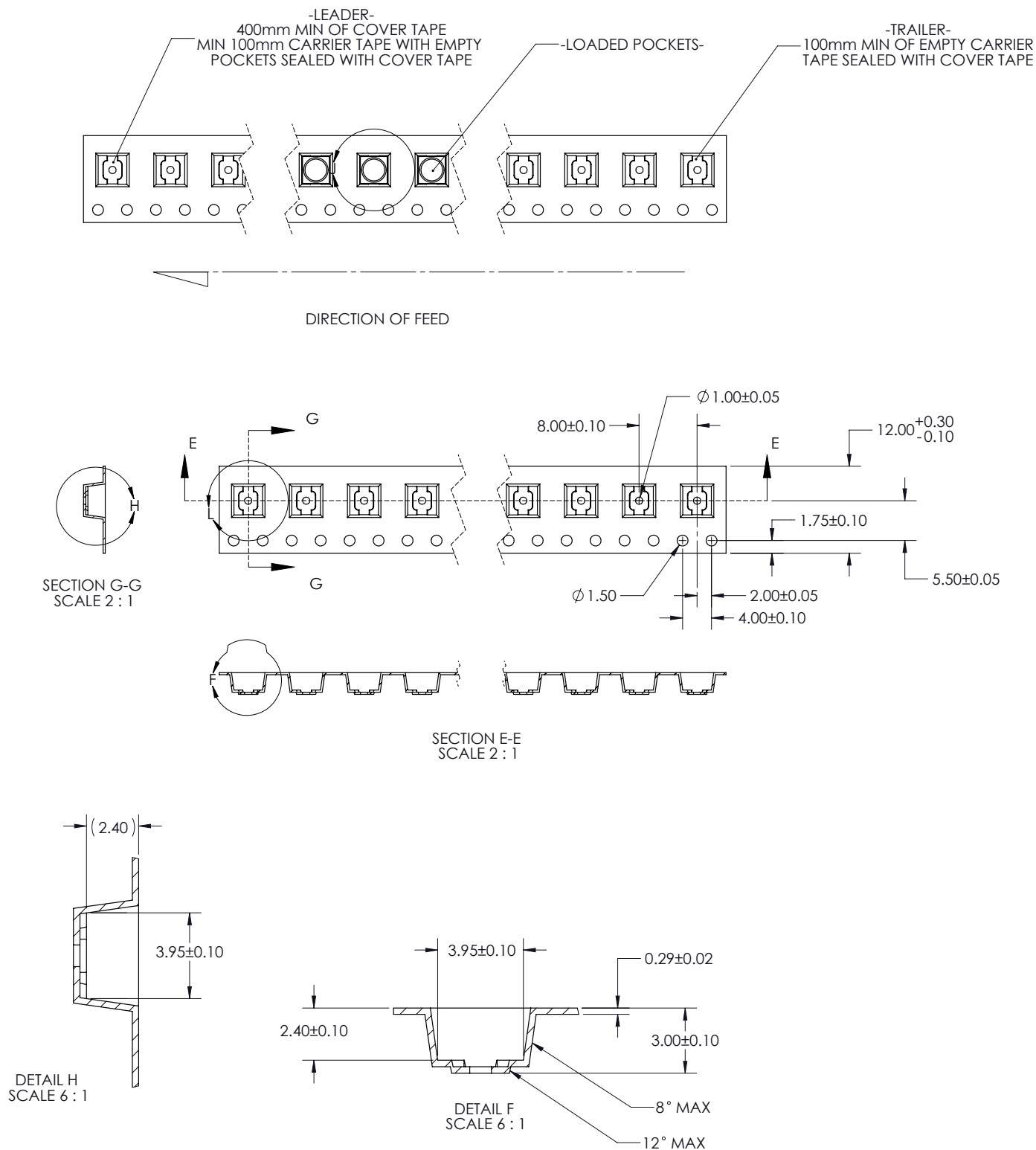


Figure 10. Emitter pocket tape packaging.

# Emitter Reel Packaging

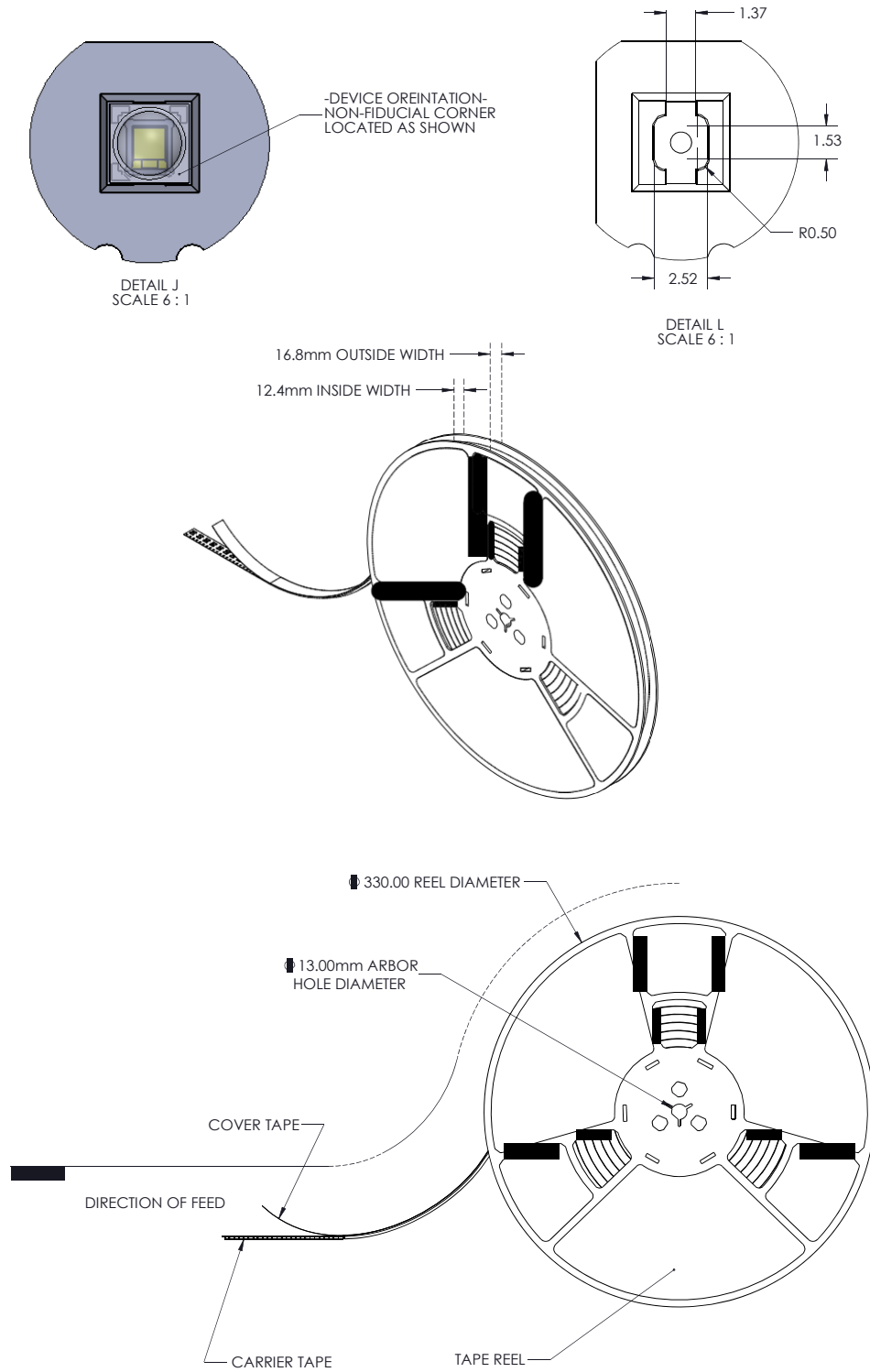


Figure 11. Emitter reel packaging.

# Product Binning and Labeling

## Purpose of Product Binning

In the manufacturing of semiconductor products, there are variations in performance around the average values given in the technical data sheets. For this reason, Lumileds bins the LED components for luminous flux and forward voltage ( $V_f$ ). Color is offered in a single 3-step or 5-step MacAdam ellipse color space centered on the ANSI CCT color bins. For additional information please review the MacAdam ellipse technical definition section.

## Decoding Product Bin Labeling

LUXEON TX emitters are labeled using a four digit alphanumeric CAT code following the format below:

ABCD

A
Flux Bin
see flux bin table

B	
Nominal ANSI CCT	
1	6500K
2	5700K
3	5000K
5	4000K
6	3500K
7	3000K
8	2700K

C	
SDCM Definition	
3	3-step (80, 85, 90 CRI)
U	
L	
5	5-step (70 CRI)
A	5-step (80, 85, 90 CRI)
B	
C	
D	

D		
Vf	min	max
P	2.50V	2.75V
R	2.75V	3.00V



## Product Binning and Labeling, Continued

Table 7 lists the standard photometric luminous flux bins for LUXEON TX emitters (tested and binned at 700mA and  $T_j = 85^\circ\text{C}$ ). Although several bins are outlined, product availability in a particular bin varies by production run and by product performance.

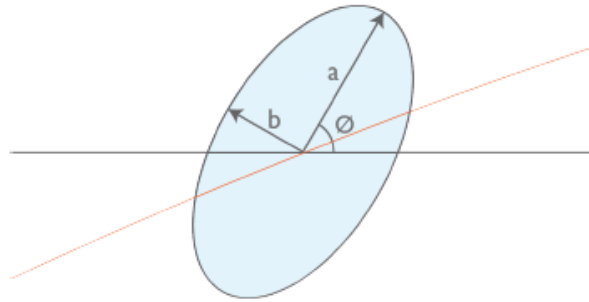
Not all bins are available in all colors.

**Table 7. Flux Bins – White**

Bin Code	Minimum Photometric Flux (lm)
G	160
H	170
J	180
K	190
L	200
M	210
N	220
P	230
Q	240
R	250
S	260
T	270
U	280
V	290
W	300

# LUXEON TX 3-step and 5-step MacAdam Ellipse Color Definition

Tested at 700mA DC and Junction Temperature = 85°C



**Table 8. LUXEON TX Product Characteristics for 3-step MacAdam Ellipse**

Nominal ANSI CCT	Color Space	Center Point (cx, cy)	Major Axis, a	Minor Axis, b	Ellipse Rotation Angle
2700K	Single 3-step MacAdam ellipse	(0.4578, 0.4101)	0.00810	0.00420	53.7°
3000K	Single 3-step MacAdam ellipse	(0.4338, 0.4030)	0.00834	0.00408	53.2°
3500K	Single 3-step MacAdam ellipse	(0.4073, 0.3917)	0.00927	0.00414	54.0°
4000K	Single 3-step MacAdam ellipse	(0.3818, 0.3797)	0.00939	0.00402	53.7°
5000K	Single 3-step MacAdam ellipse	(0.3447, 0.3553)	0.00822	0.00354	59.6°

**Table 9. LUXEON TX Product Characteristics for 5-step MacAdam Ellipse**

Nominal ANSI CCT	Color Space	Center Point (cx, cy)	Major Axis, a	Minor Axis, b	Ellipse Rotation Angle
2700K	Single 5-step MacAdam ellipse	(0.4578, 0.4101)	0.01350	0.00700	53.7°
3000K	Single 5-step MacAdam ellipse	(0.4338, 0.4030)	0.01390	0.00680	53.2°
3500K	Single 5-step MacAdam ellipse	(0.4073, 0.3917)	0.01545	0.00690	54.0°
4000K	Single 5-step MacAdam ellipse	(0.3818, 0.3797)	0.01565	0.00670	53.7°
5000K	Single 5-step MacAdam ellipse	(0.3447, 0.3553)	0.01370	0.00590	59.6°
5700K	Single 5-step MacAdam ellipse	(0.3287, 0.3417)	0.01243	0.00533	59.1°
6500K	Single 5-step MacAdam ellipse	(0.3123, 0.3282)	0.01115	0.00475	58.6°

Note for Tables 8 & 9:

- Lumileds maintains a tester tolerance of  $\pm 0.005$  on x, y color coordinates.

# About Lumileds

Lumileds is the light engine leader, delivering innovation, quality, and reliability.

For 100 years, Lumileds commitment to innovation has helped customers pioneer breakthrough products in the automotive, consumer and illumination markets.

Lumileds is shaping the future of light with our LEDs and automotive lamps, and helping our customers illuminate how people see the world around them.

To learn more about our portfolio of light engines visit [www.lumileds.com](http://www.lumileds.com).



©2015 Lumileds Holding B.V. All rights reserved.  
LUXEON is a registered trademark of the Lumileds Holding B.V.  
in the United States and other countries.

[www.lumileds.com](http://www.lumileds.com)

Neither Lumileds Holding B.V. nor its affiliates shall be liable for any kind of loss of data or any other damages, direct, indirect or consequential, resulting from the use of the provided information and data. Although Lumileds Holding B.V. and/or its affiliates have attempted to provide the most accurate information and data, the materials and services information and data are provided "as is," and neither Lumileds Holding B.V. nor its affiliates warrants or guarantees the contents and correctness of the provided information and data. Lumileds Holding B.V. and its affiliates reserve the right to make changes without notice. You as user agree to this disclaimer and user agreement with the download or use of the provided materials, information and data.